Y
Kontaktanordnung
contact arrangement

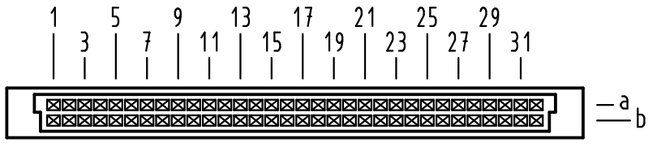

64 Signal Kontakte
64 signal contacts

⊠ = Kontaktposition belegt
= *position with contact*

□ = Kontaktposition nicht belegt
= *position without contact*

X
(Lochbild)
(board drillings)

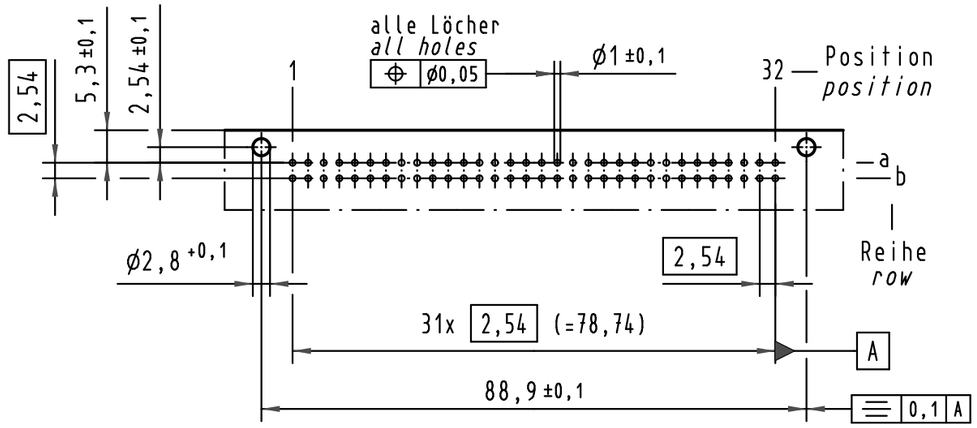

Z
2:1

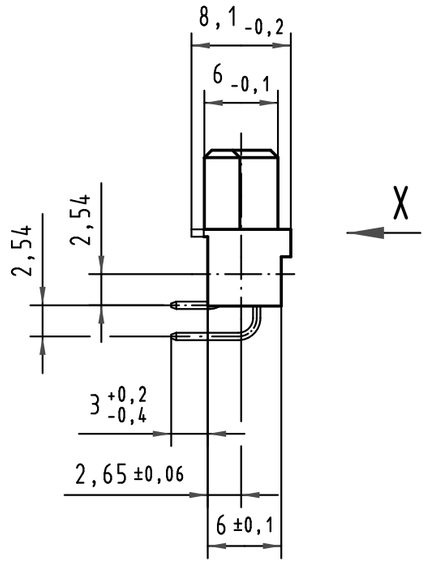

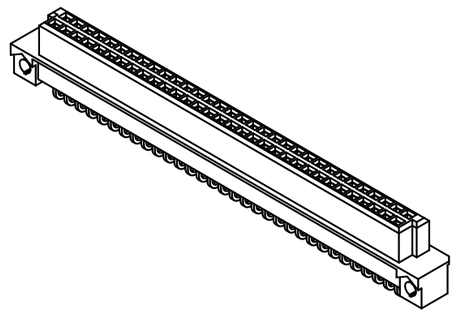

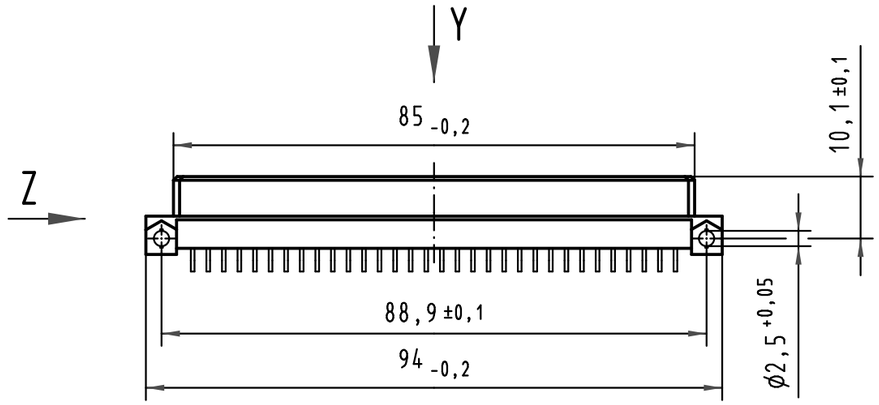

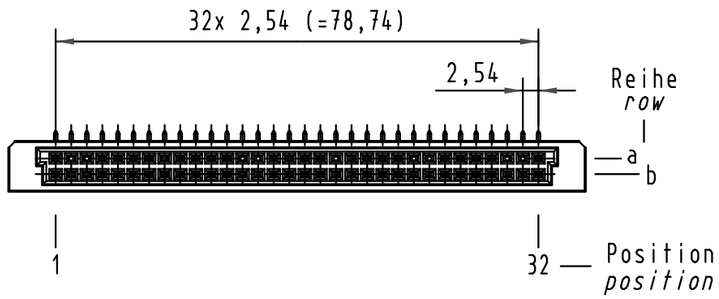

09 72 264 6801	2	Au über/over Ni
Bestell-Nr. *part-no.*	Anforderungsstufe nach IEC *performance level acc. to IEC*	Kontaktoberfläche *contact plating*

All Dimensions in mm
Original Size DIN A 3

Techn. Character.

	Dat.	Name
Detail.	25.02.00	Rie.
Insp.	25.02.00	Pa.
Stand.		

Maßstab/*Scale* 1:1 (2:1)

Nicht tolerierte Maße/*Free size tolerances*
IEC 60603-2

Bauform Q Federleiste
Einlöt , 64 pol.
type Q female connector
solder , 64 pol.

Mod.	Dat.	Name
34650	20.09.07	Hage.
27592		

HARTING Electronics GmbH & Co. KG
D-32339 ESPELKAMP

TB 09 72 264 x801

Blatt/*page*

Sub.

Alle Rechte vorbehalten/ *All rights reserved*