



Smart Technology. Delivered.

698-960 MHz/1710-2700 MHz LTE Vertical Low PIM Directional Panel Antenna PAV69278PO



LTE MULTIBAND LOW PIM DIRECTIONAL PANEL ANTENNA

The PAV692780 is a Low PIM, Multiband, high gain directional panel antenna with vertical polarization that covers the 698-960 MHz/1710-2700 MHz, LTE700/Cellular/PCS/AWS/ MDS and global GSM900/GSM1800/UMTS/LTE2600 bands. The radiation patterns are uniform and symmetrical, providing high level signal density into defined coverage zones. This antenna will greatly enhance the performance of LTE systems and is ideal for indoor or outdoor applications. The antenna includes a wall mounting bracket, anchors and bolts. The antenna can also be mast mounted with bracket adapter and clamps.

FEATURES

- Performance optimized using Laird proprietary RF optimization tools.
- Low PIM performance minimizes interference and improves in-building wireless network coverage and capacity.
- Mounted with standard bracket or mast mounted with bracket adapter & clamps.
- Multiple connector & coax options available.
- IP67 rated for dust, dirt & water ingress.

APPLICATIONS

- In-building or Outdoor Wireless Networks.
- Wireless Terminal, Point of Sale, and Machine to Machine.
- Automatic meter reading.
- Commercial and industrial security.

PARAMETER	PAV69278PO SPECIFICATIONS							
Frequency Bands, MHz	698-806	824-894	880-960	1710-1880	1850-1990	1910-2170	2300-2500	2500-2700
Peak Gain, dBi (Typ)	7.0	7.6	7.6	8.3	8.7	8.2	8.4	7.1
Peak Gain, dBi (Max)	7.6	7.8	7.8	8.8	8.8	8.8	8.7	7.8
VSWR, Typ	<1.8:1	<1.7:1	<1.7:1	<1.8:1	<1.7:1	<1.9:1	<1.7:1	<1.5:1
VSWR, Max	<2.0:1	<2.0:1	<2.0:1	<2.0:1	<2.0:1	<2.0:1	<2.0:1	<2.0:1
PIM, 3rd Order, 2 x 20W (Typ)	< -150 dBc				< -153 dBc			
PIM, 3rd Order, 2 x 20W (Max)	< -150 dBc				< -150 dBc			
Nominal Impedance	50Ω							
Polarization	Vertical							
Frequency (MHz)	698-960/1710-2700 MHz							
Azimuth 3 dB Beamwidth	75°/ 63°							
Elevation 3 dB Beamwidth	64°/ 51°							
Front-to-Back Ratio	10 dB/ 25 dB							
Max Power (Ambient 25°C)	50 Watts							
Antenna Dimension (H x Dia)	249.4 x 248.5 x 61.3 mm (9.82" x 9.8" x 2.41")							
Weight	0.62 kg (1.35 lbs)							
Antenna Color	White							
Radome	Luran ASA, UV Stable, UL 94-HB Material							
Wind Operational	160 km/h (100 mph)							
Wind Survival	220 km/h (136 mph)							
Operating Temperature	-40°C to +70°C							
Storage Temperature	-40°C to +85°C							
Ingression Protection	IP67							
Material Substance Compliance	RoHS							

Americas: +1.847.839.6925
 IAS-AmericasEastSales@lairdtech.com
 Europe: +44.1628.858941
 IAS-EUSales@lairdtech.com
 Asia: +86.21.5855.0827.127
 IAS-AsiaSales@lairdtech.com
www.lairdtech.com

Laird warrants to the original end user customer of its products that its products are free from defects in material and workmanship. Subject to conditions and limitations Laird will, at its option, either repair or replace any part of its products that prove defective by reason of improper workmanship or materials. This limited warranty is in force for the useful lifetime of the original end product into which the Laird product is installed. Useful lifetime of the original end product may vary but is not to exceed five (5) years from the original date of the end product purchase.





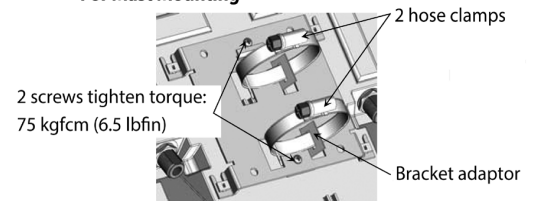
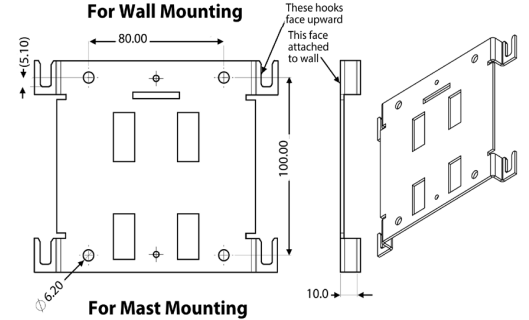
Smart Technology. Delivered.

698-960 MHz/1710-2700 MHz LTE Vertical Standard Directional Panel Antenna PAV69278PO

CONFIGURATION

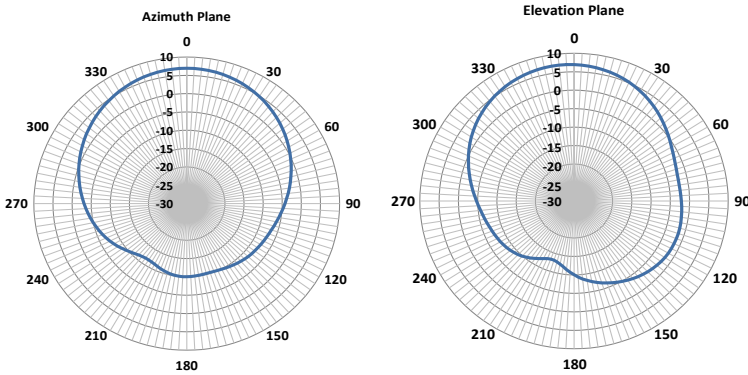
PART NUMBER	CABLE LENGTH	CONNECTOR
PAV69278PO-30NF	30 cm (12")	Type N- female
PAV69278PO-30D43F	30 cm (12")	4.3-10 DIN female
PAV69278PO-FNF	N/A	Fixed N- female

MOUNTING

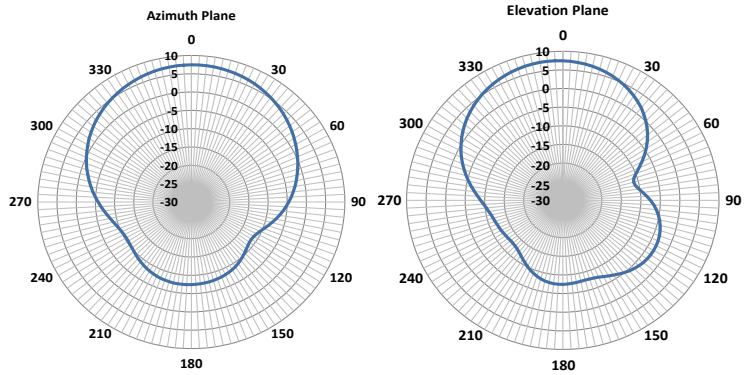


RADIATION PATTERNS

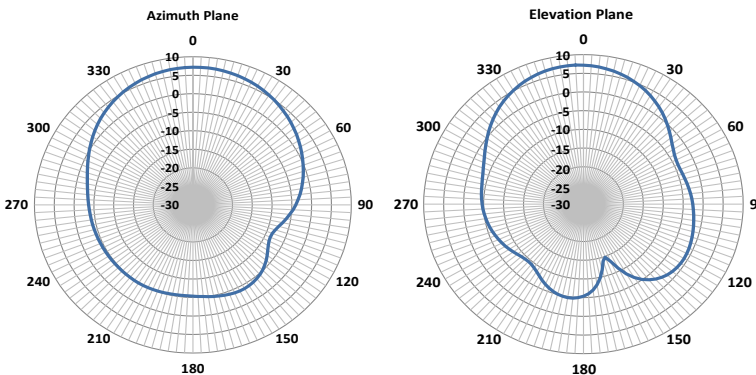
Radiation Pattern at 698 MHz



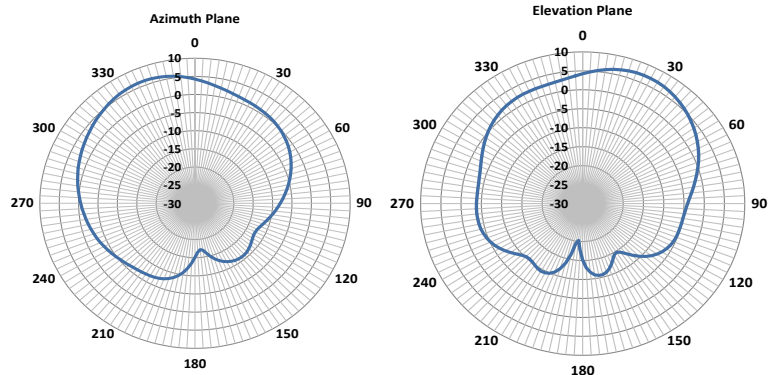
Radiation Pattern at 824 MHz



Radiation Pattern at 960 MHz



Radiation Pattern at 1710 MHz





Smart Technology. Delivered.

698-960 MHz/1710-2700 MHz

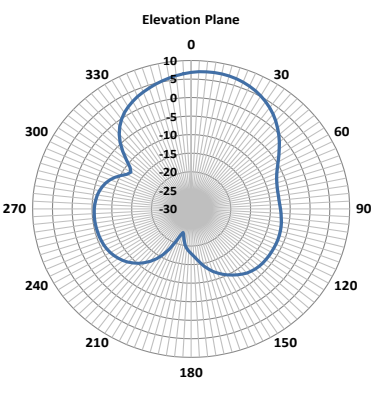
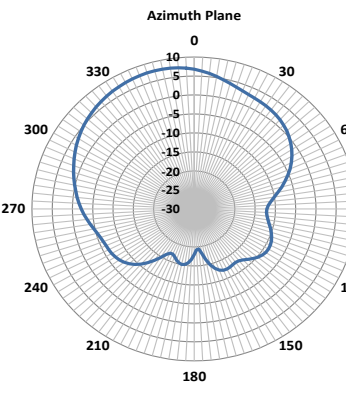
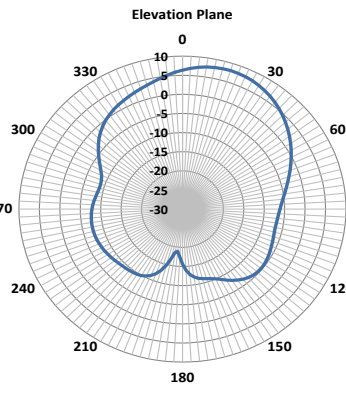
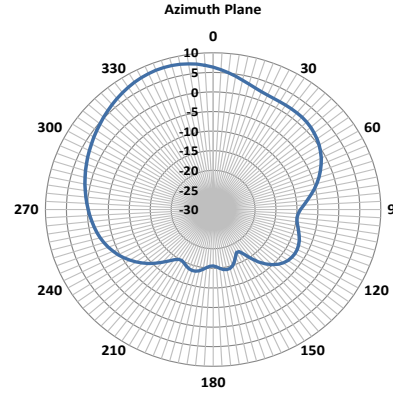
LTE Vertical Standard Directional Panel

Antenna PAV69278PO

— S1 fixed
— S5 pigtail

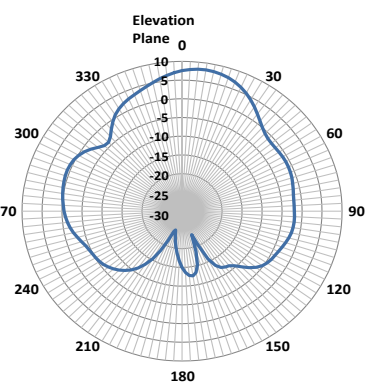
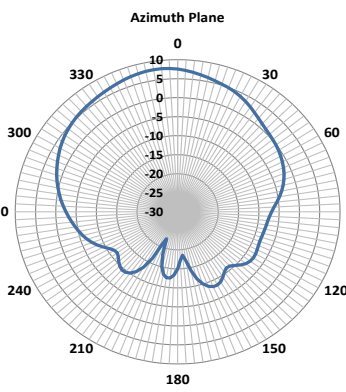
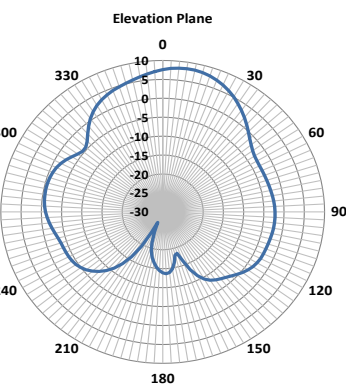
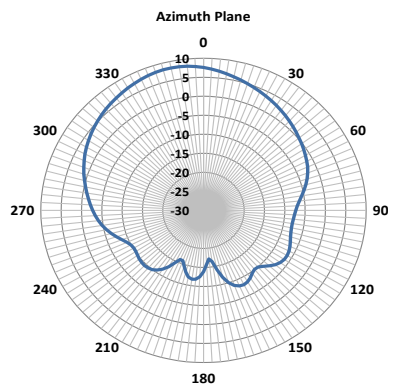
Radiation Pattern at 1880 MHz

Radiation Pattern at 2110 MHz

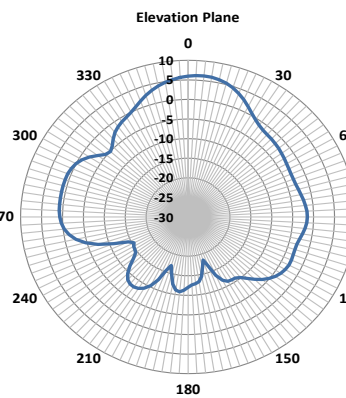
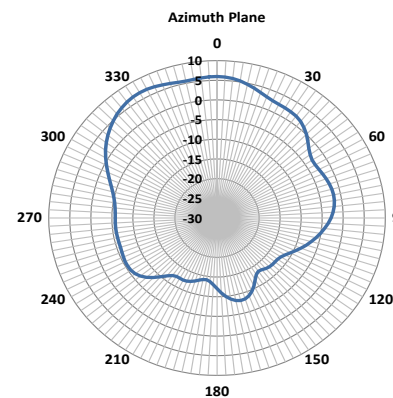


Radiation Pattern at 2305 MHz

Radiation Pattern at 2412 MHz



Radiation Pattern at 2700 MHz



ANT-DS-PAV69278PO_012016

Any information furnished by Laird Inc. and its agents is believed to be accurate and reliable. All specifications are subject to change without notice. Responsibility for the use and application of Laird materials rests with the end user, since Laird and its agents cannot be aware of all potential uses. Laird makes no warranties as to the fitness, merchantability or suitability of any Laird materials or products for any specific or general uses. Laird shall not be liable for incidental or consequential damages of any kind. All Laird products are sold pursuant to the Laird Terms and Conditions of sale in effect from time to time, a copy of which will be furnished upon request. © Copyright 2016 Laird Inc. All Rights Reserved. Laird, Laird Technologies, the Laird Logo, and other marks are trade marks or registered trade marks of Laird Inc. or an affiliate company thereof. Other product or service names may be the property of third parties. Nothing herein provides a license under any Laird or any third party intellectual property rights.