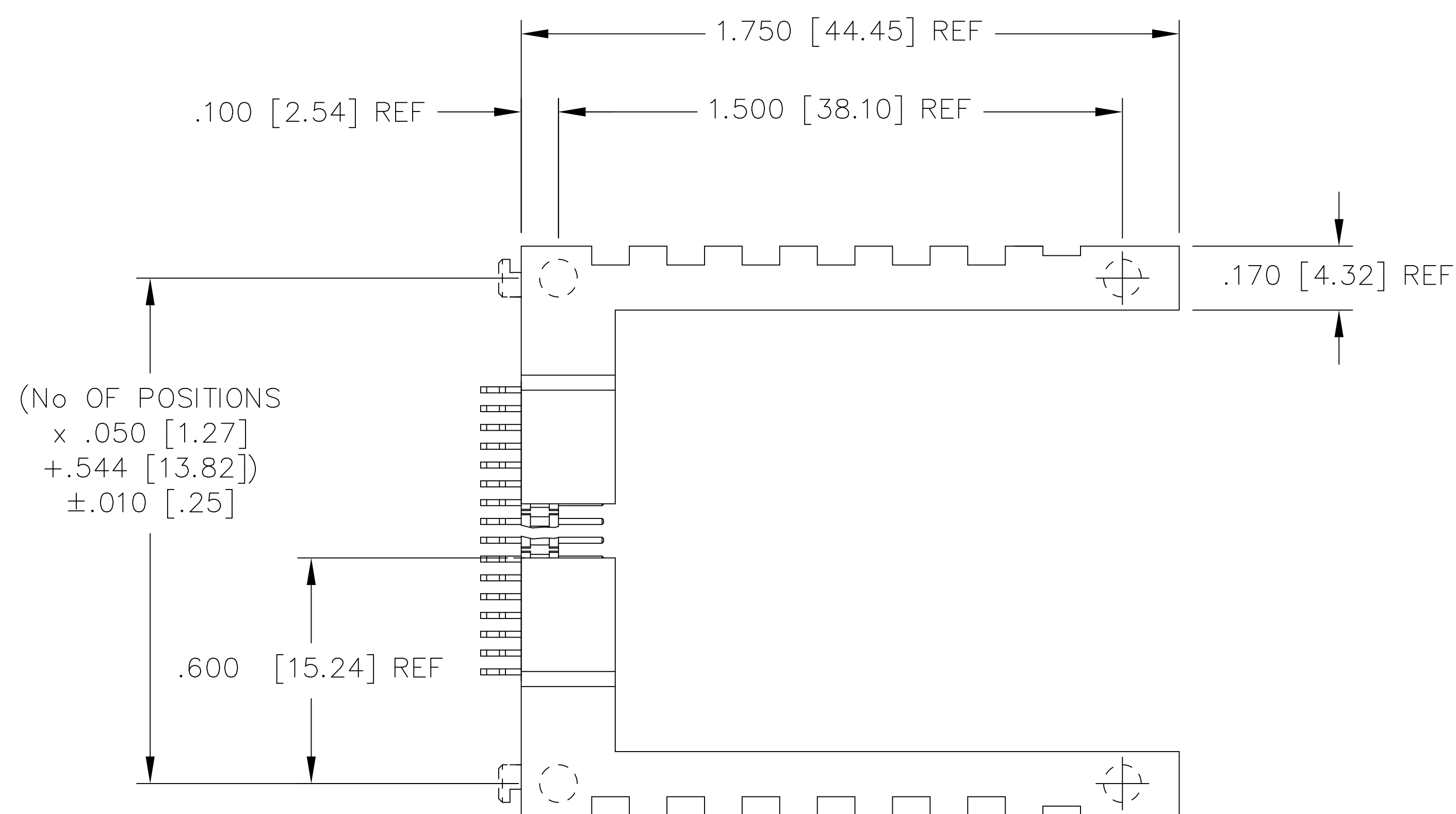
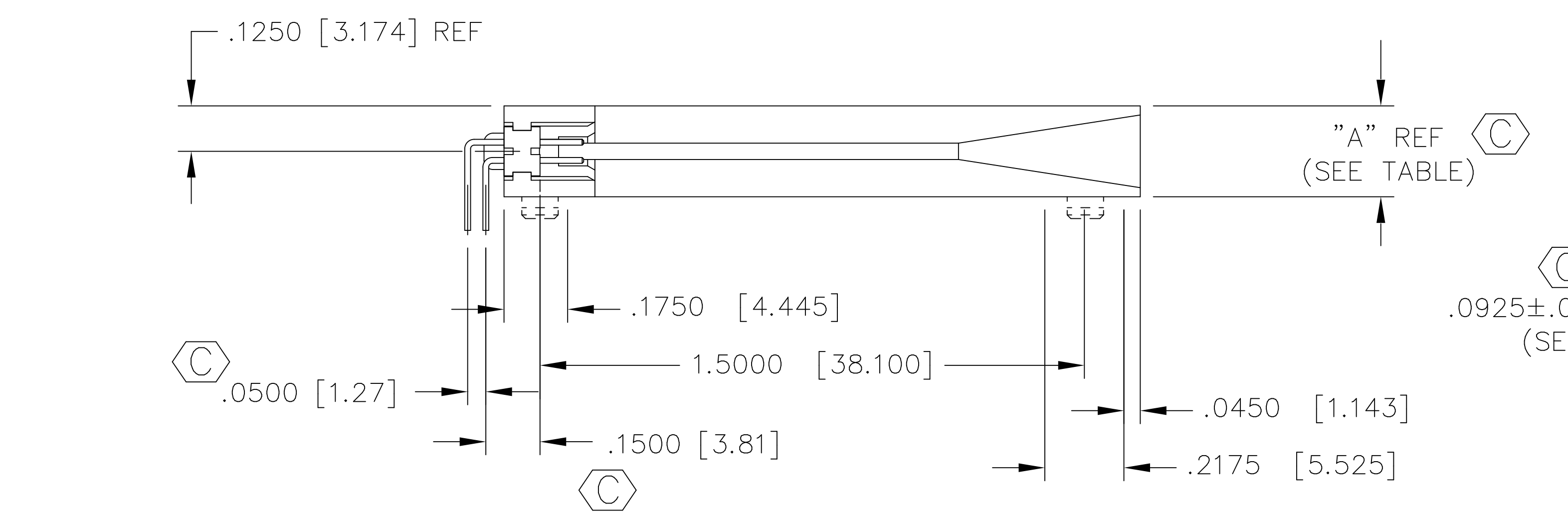


FIG 1
-RA OPTION (-02 SHOWN)
(SEE TABLE 2)



FCF-1XX-XX-XX-X-XX-XX-X

No OF POSITIONS
-14 THRU -50 (PER ROW)

LEAD STYLE
-02: (SEE TABLE 2 FOR SUB-ASSEMBLIES)
-03: ELEVATED (SEE SHEET 2)
(SEE TABLE 2 FOR SUB-ASSEMBLIES)

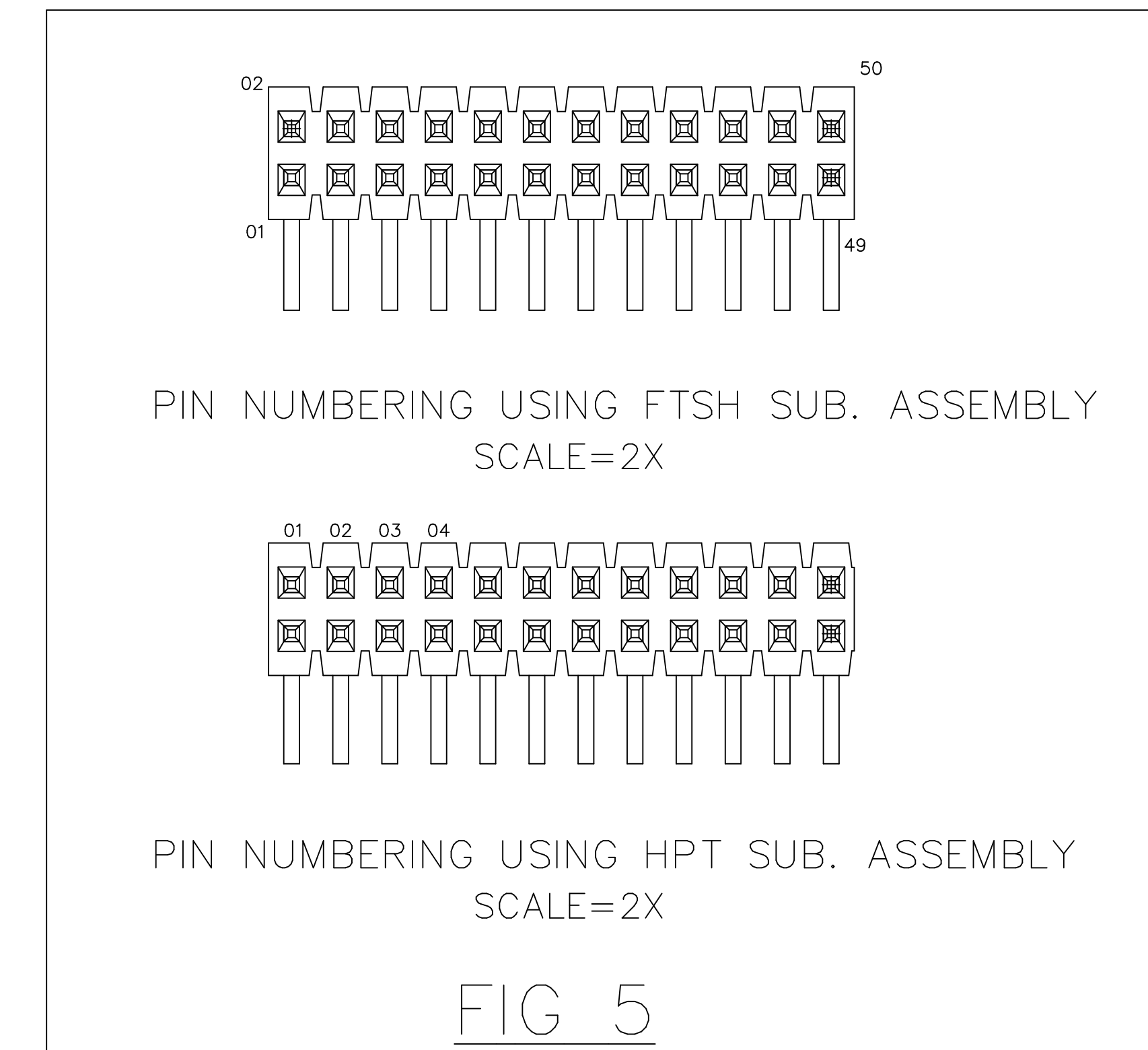
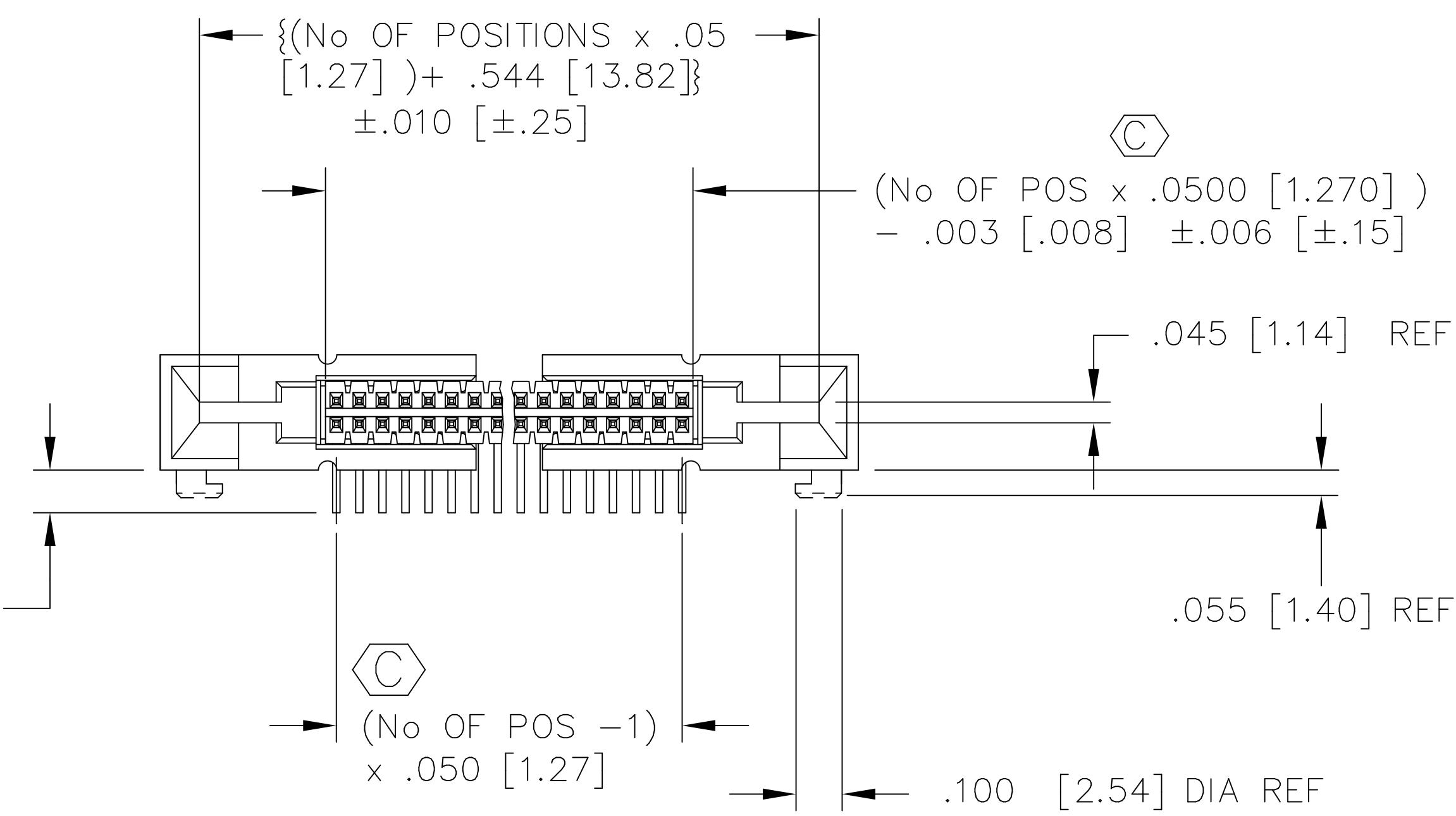
PLATING SPECIFICATION
-F: 3μ" FLASH SELECTIVE GOLD IN CONTACT AREA, MATTE TIN ON TAIL
FTSH SUB-ASSEMBLY ONLY
-L: 10μ" LIGHT SELECTIVE GOLD IN CONTACT AREA, MATTE TIN ON TAIL
-S: 30μ" SELECTIVE GOLD IN CONTACT AREA, MATTE TIN ON TAIL
-FM: 3μ" FLASH SELECTIVE GOLD IN CONTACT AREA, MATTE TIN ON TAILS
FTSH SUB-ASSEMBLY ONLY
-LM: 10μ" LIGHT SELECTIVE GOLD IN CONTACT AREA, MATTE TIN ON TAILS
-SM: 30μ" SELECTIVE GOLD IN CONTACT AREA, MATTE TIN ON TAILS

OPTION
-SL: SOLDER LOCKS

OPTIONS
-RA: RIGHT ANGLE (SEE FIG. 1)
-HP: HOT PLUGGABLE (SEE FIGS. 3 & 4, SHT. 3)
(AVAILABLE ON 25 & 34 POS. ASSEMBLIES ONLY)
LEAVE BLANK FOR THROUGH HOLE
(THROUGH HOLE AVAILABLE ON LEAD STYLE
-02 ONLY, SEE FIG 2)

CARD THICKNESS
-01: .031

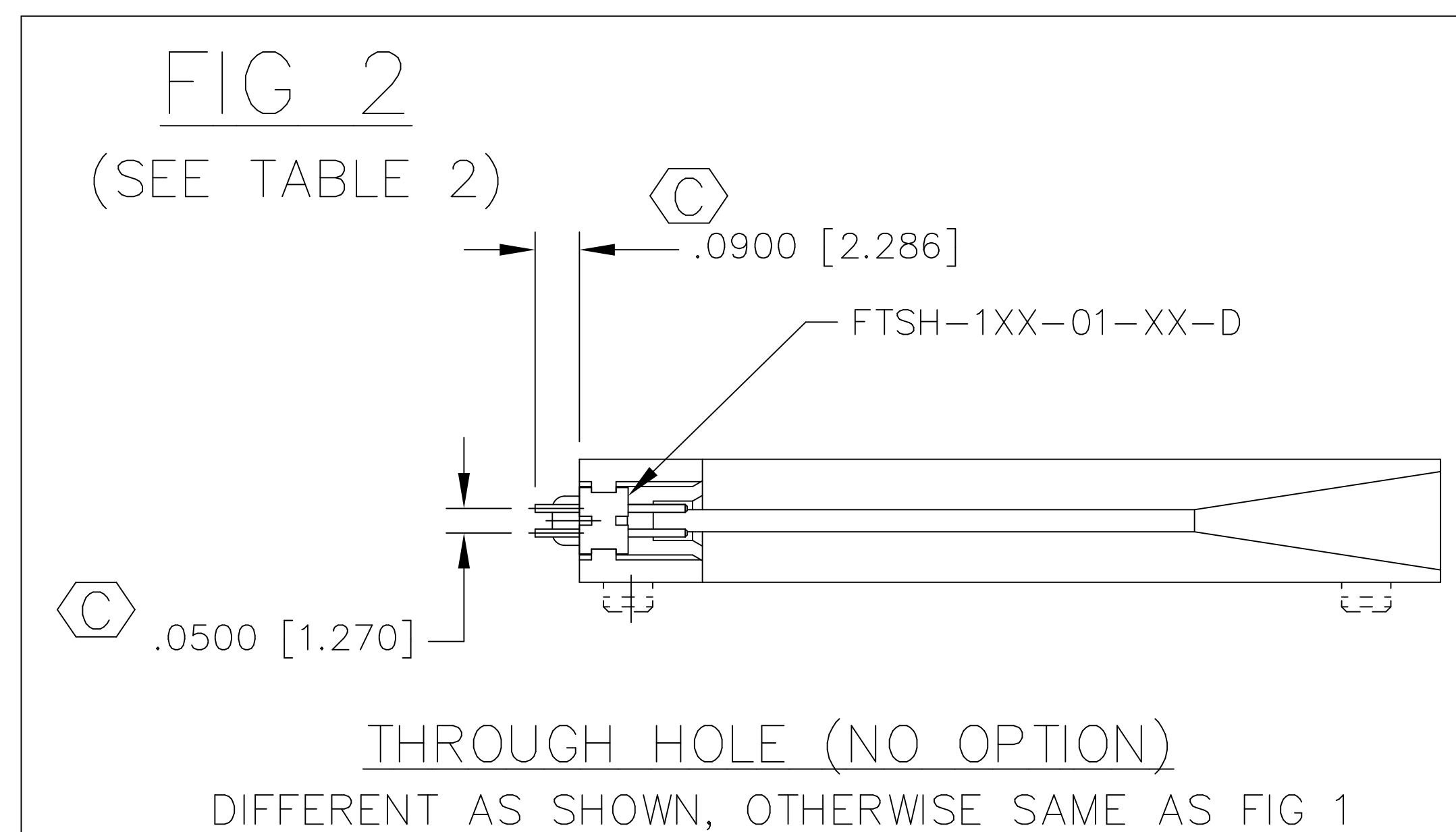
ROW SPECIFICATION
-D: DOUBLE



- NOTE:
- ALL PARTS TO BE LAYER PACKAGED WITH THE EXCEPTION OF -RA. -RA PARTS ARE TO BE PACKAGED IN TRAYS.
 - FOR FINISHED INSPECTION ONLY, MEASURE FROM BOTTOM OF BODY TO TIP OF PIN.
 - Ⓢ REPRESENTS A CRITICAL DIMENSION.
 - Ⓢ ALL FTSH SUB-ASSEMBLIES MUST HAVE .120 POST.
 - SEE TABLE 2 SHEET 1 OF SUB-ASSEMBLY PRINT FOR TAIL SHEAR DIMENSION.

TABLE 2
(SEE NOTE-4 AND -5)

LEAD STYLE	TAIL OPTION	* SUB-ASSEMBLY
-02	-RA	FTSH-1XX-01-XX-D-FC
-03	-RA	FTSH-1XX-01-XX-D-FE
-02	-HP (25 POS.)	HPT-125-01-XX-D-FC
-03	-HP (25 POS.)	HPT-125-01-XX-D-FE
-02	-HP (34 POS.)	HPT-134-01-XX-D-FC
-03	-HP (34 POS.)	HPT-134-01-XX-D-FE
-02	THROUGH HOLE	FTSH-1XX-01-XX-D



* MUST PULL SUB-ASSEMBLY PRINT TO BUILD SUB-ASSEMBLY.

TABLE 1

LEAD STYLE	"A"	RIGHT (SL OPTION)	RIGHT (NO OPTION)	LEFT (SL OPTION)	LEFT (NO OPTION)
-02	.250	CGD-050-R-02-SL	CGD-050-R-02	CGD-050-L-02-SL	CGD-050-L-02
-03	.375	CGD-050-R-03-SL	CGD-050-R-03	CGD-050-L-03-SL	CGD-050-L-03

PROPRIETARY NOTE
THIS DOCUMENT CONTAINS INFORMATION CONFIDENTIAL AND PROPRIETARY TO SAMTEC INC. AND SHALL NOT BE REPRODUCED OR TRANSFERRED TO OTHER DOCUMENTS OR DISCLOSED TO OTHERS OR USED FOR ANY PURPOSE OTHER THAN THAT FOR WHICH IT WAS OBTAINED WITHOUT THE EXPRESSED WRITTEN CONSENT OF SAMTEC INC.

EXISPROD\ASSEMBLY\050
FCF-ASM

520 PARK EAST BLVD. NEW ALBANY, INDIANA 47150
PHONE (812) 944-6733 P.O. BOX 1147
CODE 55322

MADE BY:
PURVIS 12-17-96

FCF-1XX-XX-XX-X-XX-XX-X
SHEET 1 OF 3