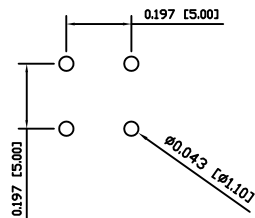
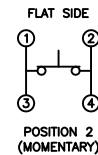
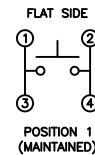


SUGGESTED PCB LAYOUT



SCHEMATIC



SPECIFICATIONS

FUNCTION:  
1P1T OFF-(ON)

RATINGS:  
10mA 35VDC

OPERATION FORCE:  
130±40gf

CONTACT RESISTANCE:  
Initial: 20mΩ Max.

INSULATION RESISTANCE:  
100MΩ Min. at 500VDC

DIELECTRIC STRENGTH:  
500VAC For 1 Minute

CAPACITANCE:  
1pF

ELECTRICAL LIFE:  
250,000 Cycles

MECHANICAL LIFE:  
500,000 Cycles Min.

TEMPERATURE:  
Operating: -20°C to 85°C

APPROVALS:  
**RoHS**  
COMPLIANT

MATERIALS

UPPER HOUSING:  
Acrylonitrile Butadiene Styrene (ABS)

LOWER HOUSING:  
Polybutylene Terephthalate (PBT)

CONTACTS:  
Silver Plated Copper

TERMINALS:  
Silver Plated Brass

COLORS

UPPER HOUSING COLOR:  
Green

LOWER HOUSING COLOR:  
White

BODY	A	09/08/06	CAB
COLORS	A	09/08/06	CAB
MATERIALS	A	09/08/06	CAB
SPECIFICATIONS	A	09/08/06	CAB
REFERENCE	REV.	DATE	BY

THE INFORMATION CONTAINED IN THIS DOCUMENT IS PROPRIETARY TO E-SWITCH AND IS NOT TO BE COPIED OR TRANSFERRED

B	CORRECTED PART NUMBER	PCRD0111	09/09/15	CAB
A	INITIAL RELEASE	PCRD0051	09/08/06	CAB
REV.	DESCRIPTION	PCR	DATE	DRAWN BY

DIMENSIONS	
INCHES [MILLIMETERS]	
GENERAL TOLERANCES	
±0.008 [±0.2] / ±1'	
SCALE	PROJECTION
DRAWING NOT TO SCALE	1:1

KS-03Q-03		
DRAWING NUMBER	DATE	REVISION
29-KS03Q03	SEPTEMBER 15, 2009	B