

Network cable - VS-M12MSS-IP20-94F/15,0/10G - 1440643


Please be informed that the data shown in this PDF Document is generated from our Online Catalog. Please find the complete data in the user's documentation. Our General Terms of Use for Downloads are valid (<http://phoenixcontact.com/download>)



Network cable, Ethernet CAT6_A (10 Gbps), 8-position, PUR, water blue RAL 5021, Plug straight M12 SPEEDCON / IP65, coding: X, on Plug straight RJ45 / IP20, cable length: 15 m



Key Commercial Data

| | |
|--------------|---|
| Packing unit | 1 STK |
| GTIN |  4 046356 504560 |
| GTIN | 4046356504560 |

Technical data

Dimensions

| | |
|-----------------|------|
| Length of cable | 15 m |
|-----------------|------|

Ambient conditions

| | |
|---------------------------------|-----------------------|
| Degree of protection | IP65 (M12 connector) |
| | IP67 (M12 connector) |
| | IP20 (RJ45 connector) |
| Ambient temperature (operation) | -20 °C ... 60 °C |

General data

| | |
|---------------------------------------|--------------------------------------|
| Rated current at 40°C | 0.5 A |
| Rated voltage | 48 V AC |
| | 60 V DC |
| Number of positions | 8 |
| Signal type/category | Ethernet CAT6 _A , 10 Gbps |
| Overvoltage category | I |
| Degree of pollution | 1 |
| Alternative short product description | Ethernet cable |

Network cable - VS-M12MSS-IP20-94F/15,0/10G - 1440643

Technical data

Characteristics head 1

| | |
|--|-----------------------------------|
| Head type | Plug straight M12 SPEEDCON / IP65 |
| No. of positions (pin connector pattern) | 8 (8) |
| Coding | X (Data) |
| Color | black |
| Shielded | yes |

Characteristics head 2

| | |
|--|---------------------------|
| Head type | Plug straight RJ45 / IP20 |
| No. of positions (pin connector pattern) | 8 (8) |
| Color | gray |
| Shielded | yes |

Cable

| | |
|---|--|
| Cable type | Ethernet 10 Gbit |
| Cable type (abbreviation) | 94F |
| UL AWM style | 20963 (80°C/30 V) |
| Signal type/category | Ethernet CAT6 _A , 10 Gbps |
| Cable structure | 4x2xAWG26/7; S/FTP |
| Conductor cross section | 4x 2x 0.14 mm ² |
| AWG signal line | 26 |
| Conductor structure signal line | 7x 0.16 mm |
| Core diameter including insulation | 1.04 mm |
| Wire colors | white/blue-blue, white/orange-orange, white/green-green, white/brown-brown |
| Twisted pairs | 2 cores to the pair |
| Type of pair shielding | Aluminum-lined foil |
| Overall twist | 4 pairs for core |
| Shielding | Tinned copper braided shield |
| Optical shield covering | 70 % |
| External sheath, color | water blue RAL 5021 |
| Outer sheath thickness | 0.65 mm |
| External cable diameter D | 6.4 mm ±0.2 mm |
| Minimum bending radius, fixed installation | 4 x D |
| Minimum bending radius, flexible installation | 8 x D |
| Tensile strength GRP | ≤ 100 N |
| Cable weight | 42 kg/km |
| Outer sheath, material | PUR |
| Material conductor insulation | Foamed PE |
| Conductor material | Bare Cu litz wires |
| Insulation resistance | ≥ 500 MΩ*km |
| Loop resistance | ≤ 290.00 Ω/km |
| Wave impedance | 100 Ω ±5 Ω (at 100 MHz) |

Network cable - VS-M12MSS-IP20-94F/15,0/10G - 1440643

Technical data

Cable

| | |
|--|------------------------|
| Near end crosstalk attenuation (NEXT) | 75.3 dB (with 1 MHz) |
| | 66.3 dB (at 4 MHz) |
| | 61.8 dB (at 8 MHz) |
| | 60.3 dB (at 10 MHz) |
| | 57.2 dB (at 16 MHz) |
| | 55.8 dB (at 20 MHz) |
| | 54.3 dB (at 25 MHz) |
| | 52.8 dB (at 31.25 MHz) |
| | 48.4 dB (at 62.5 MHz) |
| | 45.3 dB (at 100 MHz) |
| | 40.8 dB (at 200 MHz) |
| | 39.3 dB (at 250 MHz) |
| | 38.1 dB (at 300 MHz) |
| | 36.3 dB (at 400 MHz) |
| | 34.8 dB (at 500 MHz) |
| Power-summated near end crosstalk attenuation (PSNEXT) | 72.3 dB (with 1 MHz) |
| | 63.3 dB (at 4 MHz) |
| | 58.8 dB (at 8 MHz) |
| | 57.3 dB (at 10 MHz) |
| | 54.2 dB (at 16 MHz) |
| | 52.8 dB (at 20 MHz) |
| | 51.3 dB (at 25 MHz) |
| | 49.9 dB (at 31.25 MHz) |
| | 45.4 dB (at 62.5 MHz) |
| | 42.3 dB (at 100 MHz) |
| | 37.8 dB (at 200 MHz) |
| | 36.3 dB (at 250 MHz) |
| | 35.1 dB (at 300 MHz) |
| | 33.3 dB (at 400 MHz) |
| | 31.8 dB (at 500 MHz) |
| Attenuation | 3.1 dB (with 1 MHz) |
| | 5.7 dB (at 4 MHz) |
| | 8 dB (at 8 MHz) |
| | 8.9 dB (at 10 MHz) |
| | 11.2 dB (at 16 MHz) |
| | 12.6 dB (at 20 MHz) |
| | 14.1 dB (at 25 MHz) |
| | 15.8 dB (at 31.25 MHz) |
| | 22.5 dB (at 62.5 MHz) |
| | 28.7 dB (at 100 MHz) |

Network cable - VS-M12MSS-IP20-94F/15,0/10G - 1440643

Technical data

Cable

| | |
|---|---|
| | 41.4 dB (at 200 MHz) |
| | 46.6 dB (at 250 MHz) |
| | 51.4 dB (at 300 MHz) |
| | 60.1 dB (at 400 MHz) |
| | 67.9 dB (at 500 MHz) |
| Return loss (RL) | 20 dB (with 1 MHz) |
| | 23 dB (at 4 MHz) |
| | 24.5 dB (at 8 MHz) |
| | 25 dB (at 10 MHz) |
| | 25 dB (at 16 MHz) |
| | 25 dB (at 20 MHz) |
| | 24.2 dB (at 25 MHz) |
| | 23.3 dB (at 31.25 MHz) |
| | 20.7 dB (at 62.5 MHz) |
| | 19 dB (at 100 MHz) |
| | 16.4 dB (at 200 MHz) |
| | 15.6 dB (at 250 MHz) |
| | 15.6 dB (at 300 MHz) |
| | 15.6 dB (at 400 MHz) |
| | 15.6 dB (at 500 MHz) |
| Signal runtime | 5.13 ns/m |
| Shield attenuation | ≥ 80 dB (at 30 ... 100 MHz) |
| Nominal voltage, cable | ≤ 100 V |
| Test voltage Core/Core | 700 V (50 Hz, 1 min.) |
| Test voltage Core/Shield | 700 V (50 Hz, 1 min.) |
| Flame resistance | according to IEC 60332-1-2 |
| Halogen-free | according to IEC 60754-1 |
| Resistance to oil | in accordance with DIN EN 60811-2-1 |
| Ambient temperature (operation) | -40 °C ... 80 °C (cable, fixed installation) |
| | -20 °C ... 80 °C (cable, flexible installation) |
| Ambient temperature (installation) | -20 °C ... 80 °C |
| Ambient temperature (storage/transport) | -20 °C ... 80 °C |

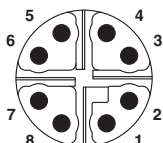
Environmental Product Compliance

| | |
|------------|---|
| REACH SVHC | Lead 7439-92-1 |
| China RoHS | Environmentally Friendly Use Period = 50 |
| | For details about hazardous substances go to tab "Downloads", Category "Manufacturer's declaration" |

Drawings

Network cable - VS-M12MSS-IP20-94F/15,0/10G - 1440643

Schematic diagram



M12 Cat6A, 8-pos. plug pin assignment, pin side view

Schematic diagram



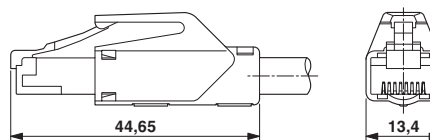
Connector pin assignment plug RJ45

Cable cross section



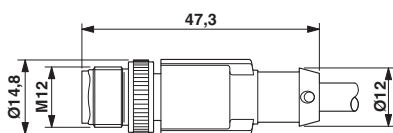
Ethernet 10 Gbit [94F]

Dimensional drawing



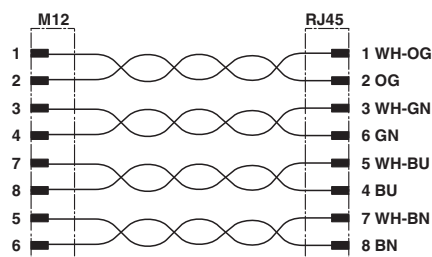
RJ45 connector dimensional drawing

Dimensional drawing



M12 connector dimensional drawing

Circuit diagram



Approvals

Approvals

Approvals

UL Listed / cUL Listed / cULus Listed

Ex Approvals

Approval details

Network cable - VS-M12MSS-IP20-94F/15,0/10G - 1440643

Approvals

| | | | |
|--------------------|--|---|---------------|
| UL Listed | | http://database.ul.com/cgi-bin/XYV/template/LISEXT/1FRAME/index.htm | FILE E 335024 |
| | | | |
| Nominal voltage UN | | 30 V | |
| Nominal current IN | | 0.5 A | |

| | | | |
|--------------------|--|---|---------------|
| cUL Listed | | http://database.ul.com/cgi-bin/XYV/template/LISEXT/1FRAME/index.htm | FILE E 335024 |
| | | | |
| Nominal voltage UN | | 30 V | |
| Nominal current IN | | 0.5 A | |

| | | | |
|--------------|--|--|--|
| cULus Listed | | | |
|--------------|--|--|--|

Phoenix Contact 2018 © - all rights reserved
<http://www.phoenixcontact.com>

PHOENIX CONTACT GmbH & Co. KG
Flachsmarktstr. 8
32825 Blomberg
Germany
Tel. +49 5235 300
Fax +49 5235 3 41200
<http://www.phoenixcontact.com>